


# POWER-TEK

## Product Specification

**Model : 6kW -Power\_Tek  
Sine wave, Generator Only  
unit (1 & 3Phase)**



### Control module :

Operating voltage	:	12V or 24V ( Check module)
Size	:	245x150x350 mm
Weight	:	11 Kg
Loom	:	5 Meter , Newpreen cable
Temp range	:	0 – 40 C
Output Voltage	:	See Table
Power factor	:	0.6 Lagging to 1
Duty Cycle	:	100 %
Control	:	Microprocessor PWM
Waveform	:	Pure Sine wave
Distortion	:	< 4%

### Alternator:

Type	:	Neville Reece
Size	:	245x240x175 mm
Weight	:	9 Kg
Alternator speed	:	2000 to 10000 RPM
Duty Cycle	:	100 %
Continuous rating:	:	see Graphs

MODEL	VOLTAGE (V)	CURRENT A ( Continuous)	FREQUENCY (Hz)
PT2001-GO-12V -230-4KW	230 (1P or 3Phase)	17 (Total)	50
6pt2001-GO-24V- 230-6kW	230(1P or 3Phase)	26 (Total)	50
6pt2001-GO-12V-115-4kW	115(1P or 3Phase)	34(Total)	60
6pt2001-GO-24V-115-6kW	115(1P or 3Phase)	52(Total)	60


### **TEST CONDITIONS :**

- Ambient temperature 25 C
- Alternator and CM temperature 25 C
- Alternator driven with twin V belt 13mm Belts
- Alternator RPM controlled with a 22kW variable speed induction motor.
- Battery voltage kept constant for tests 12V = 14.1V and 24V = 28.2V
- Maximum alternator speed = 10000 RPM
- CM – mounted upright for ventilation.
- Loom length = 5M.
- Test done with load of unity power factor
- High voltage test done on 220v output

**NOTE : OUTPUT IS REFERENCED TO GROUND**

**Output wave form : Pure Sine wave**  
**Distortion < 4%**  
**EMI CE / TUV Complaint (Pre-lim repor available 05/2001)**

*It remains the right of the manufacturer to modify specifications without prior notice. Please visit website at [WWW.Unipower.co.za](http://WWW.Unipower.co.za) or email to [powerle@iafrica.com](mailto:powerle@iafrica.com) for an updated spec sheet*

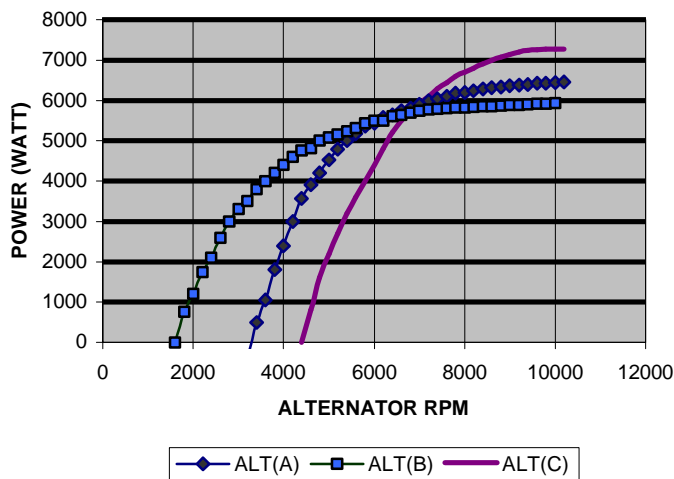


# POWER-TEK

## Product Specification

**Model : 6kW -Power\_Tek  
Sine wave, Generator Only  
unit (1 & 3Phase)**

**GO 6KVA -POWER VERSUS RPM**



### ALTERNATOR WINDING TYPES :

- Type A** : Output starting at 3000 RPM – high top Power
- Type B** : Output starting at 2000 RPM – low top Power
- Type C** : Output starting at 4000 RPM – high top Power

#### Control Technique:

Output Voltage is fixed frequency Sine wave signal. Low RPM with load will shut unit down into overload.

#### Fan belt requirements:

For continuous high load applications Alternator must be installed with double 13mm V fan belt. **OR** 8 GROOVE PULLEY AND FANBELT

#### Overload ratings:

Typical 50% for up to 30 seconds

#### 3Phase system!

Note, output is Delta Format , NO Neutral! Output referenced to earth

#### Plug Ratings:

No Plug output supplies  
Only wire leads of length 1M x 4mm diameter, External connection assembly required- Optional DB box is available

#### Earth Leakage:

No Earth leakage unit supplied, External mounting required

#### Displays:

Green Led - ON  
Red Led - Overload  
Amber - Control

#### Temperature Power de-rating :

CM & Alternator:  
Approx. 40W/K

#### Display – description:

- a) Green Led, Unit
- b) RED, CM overloaded
- c) RED Flashing, CM overheat
- d) RED and Amber flashing, Alternator overheat
- e) Amber on, Alternator not Turning
- f) Amber Flashing, Unit in V/Hz mode, thus load is more than alternator can supply at RPM

#### Protection:

- Overload
  - CM overheat
  - Alternator overheat
  - In Line fuse to Alternator for alternator overheat
- Fan for CM internal cooling

#### Operating ambient Temp:

CM :0 - 40 C  
Alternator: - 30 – 90 C

**Optional extra Distribution box is available for distribution with GO range**

*It remains the right of the manufacturer to modify specifications without prior notice. Please visit website at [WWW.Unipower.co.za](http://WWW.Unipower.co.za) or email to [powerle@iafrica.com](mailto:powerle@iafrica.com) for an updated spec sheet*